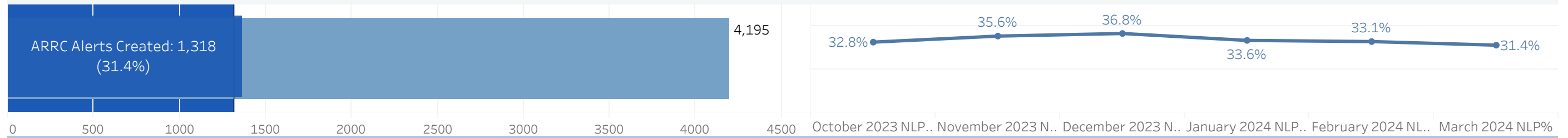


# ARRC Monthly Data (Non-Breast): March 2024

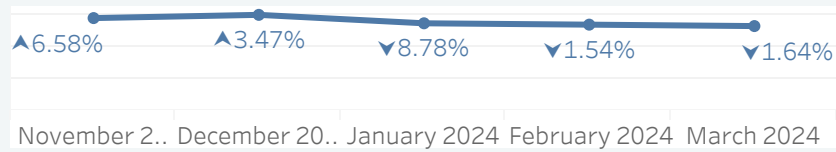
Intended Audience: Radiology Leadership | Data Through: 3/31/24 | Dashboard Refresh: Monthly

Count of Reports with Recommended Additional Imaging (RAI) Identified by AI

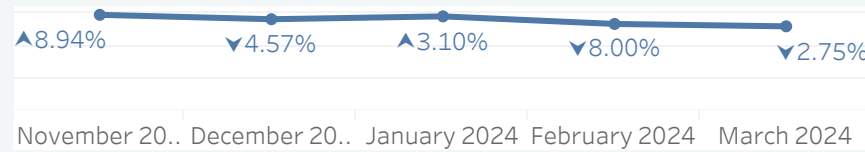


ARRC MONTHLY DATA

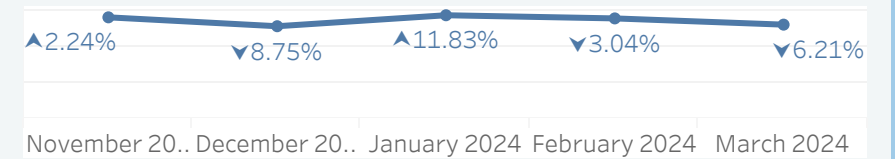
Current Month Count of ARRC Alerts **Created**  
1,318 ▼1.64%




Current Month Count of ARRC Alerts **Acknowledged**  
1,309 ▼2.75%



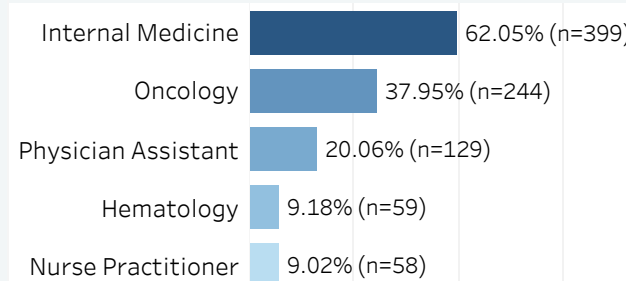
Current Month Count of ARRC Alerts **Resolved**  
1,315 ▼6.21%



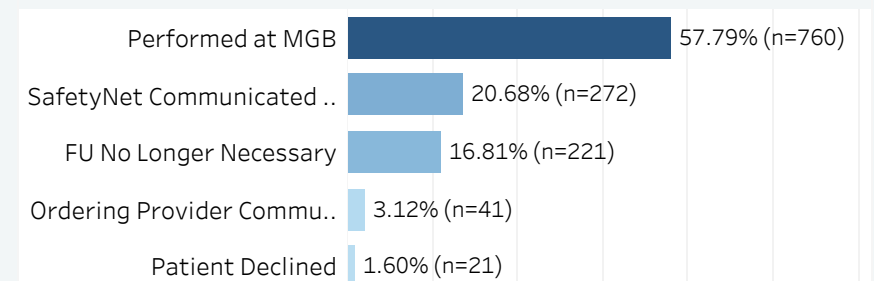
Current Month Alerts **Created** (by Care Setting) n=1,318



Current Month Alerts **Acknowledged** (by Specialty - Top 5) n=1,309

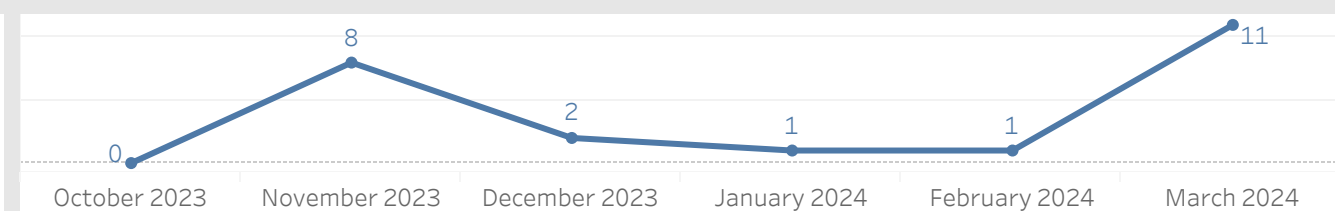
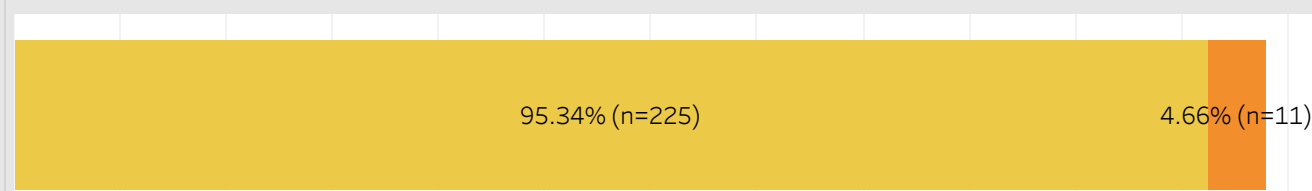


Current Month Alerts **Resolved** (Loop Closed) n=1,315

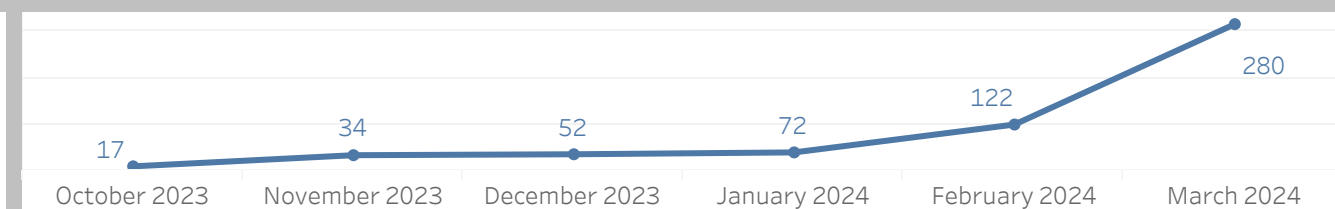
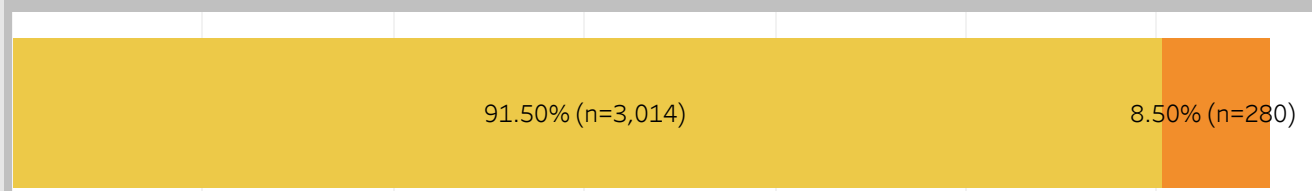


OVERDUE ARRC CUMULATIVE DATA


Pending Clinical Acknowledgement n=236 | Overdue n=11/236 (4.66%)




Pending Clinically Necessary Recommended Additional Imaging n=3,014 | Overdue n=280/3,014 (8.5%)



Overdue Clinically Necessary Recommended Additional Imaging (by Care Setting) Overdue n=180/3,014 (8.5%)



Overdue Clinically Necessary Recommended Additional Imaging (by Site) n=180/3,014 (8.5%)



Count of ARRC Alerts

Count of ARRC Alerts